PETPOOJA

INVOICE

BRAND GUIDELINES



LOGO ON LIGHT BACKGROUND



LOGO ON BLACK BACKGROUND

CLEAR SPACE



Clear-space diagram is schematic. Confirm the X unit for this lockup.

MINIMUM SIZE

SCREEN



PRINT



PARTNERSHIP LOCKUPS

Full logo

SCREEN



PRINT



Align both logos around the divider and balance their visual weight.

LOGO USAGE



Alter the artwork



Repeat as decoration



Recolour the logo



Crowd the logo



Use within a sentence



Add a shadow



Use an outline



Stretch the logo



Rotate the logo



Use low contrast

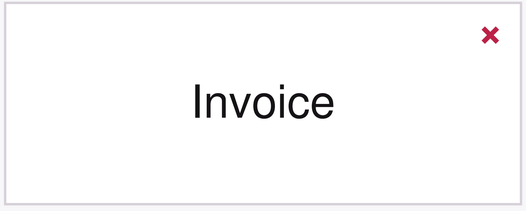

Retype the logo



Use approved artwork

BRAND COLOURS



Invoice Blue

#2C49DF

RGB 44 / 73 / 223



Black

#000000

RGB 0 / 0 / 0

White

#FFFFFF

RGB 255 / 255 / 255

COLOUR APPLICATION

Product updates

What’s new

See the latest updates and improvements.

View updates

White background

Keeps the content area open.

Black type

Carries headlines and copy.

Brand accent

Draws attention to the action.

TYPOGRAPHY

HEADINGS



Goodly

Extra Light / Light / Regular / Medium / Semibold / Bold

SUPPORTING COPY



Poppins

Light / Regular / Medium / Semibold / Bold / Black

STANDALONE ICON





Use the icon when the brand is already identified or the placement is icon-sized.

ICON CLEAR SPACE



The original guide derives X from the I in the logotype. Use its exclusion-zone diagram.

ICON MINIMUM SIZE

SCREEN



PRINT



ICON PARTNERSHIP LOCKUPS

Standalone icon

SCREEN



PRINT



Use the icon lockup where the product is already identifiable.

ICON USAGE



Alter the artwork



Repeat as decoration



Recolour the icon



Crowd the icon

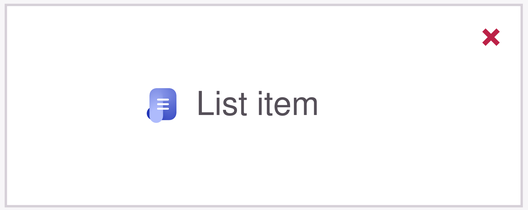

Use as a text bullet



Add a shadow



Use an outline



Stretch the icon



Rotate the icon



Use low contrast



Redraw the icon



Use approved artwork

Invoice

Brand Resources

Use the supplied artwork for logos and icons.

